




# Tri-proof Light-CS



0.6m/1.2m/1.5m



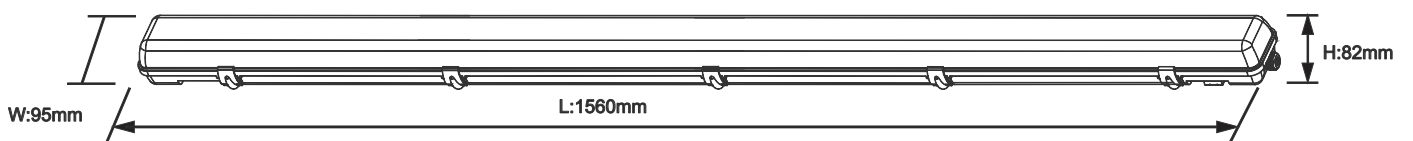
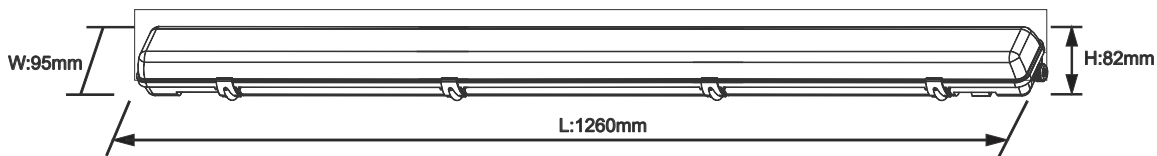
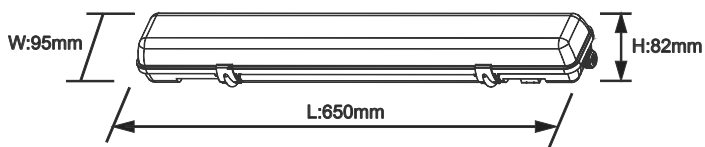
## Certificates



## Application



## Dimension (Unit: mm)



## Technical Specification (0.6m)

Item	UL-TRI-18W-CS
Lumen	2340lm
Size(mm)	650*95*82mm
Voltage	AC220-240~50/60Hz
Lumen Efficiency	130lm/W
LED Type	SMD 2835
Beam Angle	120°
PF	>0.9
CRI	Ra>80
IP Rank	IP65
Material	PC

## Technical Specification(1.2m)

Item	UL-TRI-20W-CS	UL-TRI-24W-CS	UL-TRI-36W-CS	UL-TRI-40W-CS
Lumen	2600lm	3120lm	4680lm	5200lm
Size(mm)	1260*95*82mm	1260*95*82mm	1260*95*82mm	1260*95*82mm
Voltage	AC220-240~50/60Hz			
Lumen Efficiency	130lm/W			
LED Type	SMD 2835			
Beam Angle	120°			
PF	>0.9			
CRI	Ra>80			
IP Rank	IP65			
Material	PC			

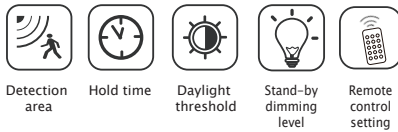
## Technical Specification (1.5m)

Item	UL-TRI-50W-CS	UL-TRI-54W-CS
Lumen	6500lm	7020lm
Size(mm)	1560*95*82mm	1560*95*82mm
Voltage	AC220-240~50/60Hz	
Lumen Efficiency	130lm/W	
LED Type	SMD 2835	
Beam Angle	120°	
PF	>0.9	
CRI	Ra>80	
IP Rank	IP65	
Material	PC	

# DC input Motion Sensor

Model: HD021 VCR-4 ( To work with the new driver )

- 7.5-12VDC
- Light sensor is available when correspondent component is exter-connected .
- 5 year warranty.



## Technical data

Input	Operating voltage	7.5-12VDC
	Operating current	<30mA
	Stand-by power	≤0.5W
Output	Control method	5V PWM (Gradient)
Sensor Parameters	Microwave frequency	5.8GHz ±75MHz
	Microwave power	<0.3mW
	Detection area	100%/75%/50%/25%
	Hold time	10S/1Min/5Min/30Min
	Daylight threshold	Disable/10Lux/25Lux/50Lux
	Stand-by period	80%/50%/30%/0%
	Stand-by dimming level	Remarks: The percentage of delay brightness. When the waiting effective value is set, the waiting time is infinite, and 0% is no waiting function
	Mounting height	Max. 3.5m (ceiling mounted)
	Detection range	Max.∅12m *3.5m (h)
	Motion detection	0.5~1m/s
Others	Detection angle	30°-150°
	Operating temperature	-20°C~+60°C
	IP rating	IP20
	Warranty	5 years
Packing	Certificate	---
	Net weight	--Kg
	Package	Bubble pac, Cardboard compartments, --Pcs/Carton
	Carton size	400*300*236mm
Note	Gross weight	--Kg/Carton
	Requirements:	1. 1.6m in height, 65kg in weight, and 0.5/s straight walking speed; 2. Built-in installation of lamps and lanterns, installation height: 3m high for ceiling installation, indoor test results, actual test data subject to the customer's actual test.

## Brightness level

Level	1 <sup>st</sup> level	2 <sup>st</sup> level	3 <sup>st</sup> level	4 <sup>st</sup> level
Power%	30%	50 %	80%	100%

## Hold time

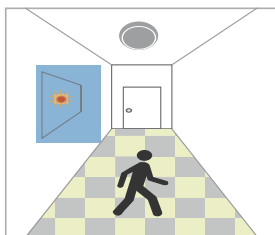
Hold time level	10S	1Min	5Min	30min
Time to dim to stand-by brightness from current brightness (half of current brightness)	10S	1Min	5Min	30min

## Sense distance

Distance range	100%	75%	50%	25%
Distance level	3-6m	2-4m	1-3m	1-2m

## Application

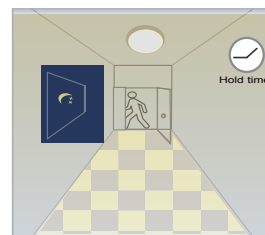
### Function Demo - Dimmable control/Corridor function



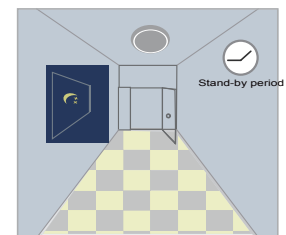
With sufficient daylight, even when motion detected, light remains OFF.



With insufficient daylight, when motion detected, light ON.



After last detection, the light will be dimmed down to the stand-by dimming level after holdtime.



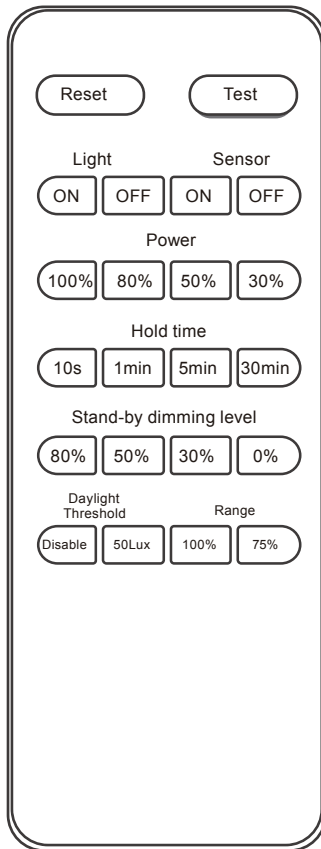
After the stand-by period, light OFF.

#### Remarks:

The standby dimming level is programmed to be half of the normal brightness; if the normal brightness is low enough, it doesn't dim.

# SPECIALLY FOR HD021VCR

Model HD18R



**Reset** — Reset Button  
Press the button, the program will be : 100% detection area, 100% power, Holdtime 1MIN, no standby period, daylight disable

**Test** — Test Button  
Press the button, the program will be : 100% detection area, 100% power, Holdtime 2S, no standby period, daylight disable

**ON OFF** — Light  
Turn ON and OFF the light;

**ON OFF** — Sensor  
Sensor function ON or OFF; If OFF, the sensor doesn't detect motion.

**100% 80% 50% 30%** — Power  
Dimming Output Options, dim the light to a specific level

**10s 1min 5min 30min** — Hold time  
Holdtime Options in sensor mode

**80% 50% 30% 0%** — Stand-by dimming level  
Standby dimming level options in sensor mode, with default standby period as +∞ infinite; No standby function if preset as 0%.

**Disable 50Lux** — Daylight Threshold  
Daylight threshold options in sensor mode

**100% 75%** — Range  
Detection area options in sensor mode, 100% as strongest sensitivity.