

LED Batten Light with Sensor

16W / 18W



With remote control
Motion+daylight sensor
Detection area:3-5mertres
Hold on time:10s/1min/5min/30min

Certificates



LM-80 TM-21 LM-79
ISTMT LCP



Victorian
Energy
Upgrades

Application scenarios

Indoor lighting, with ip 20 , can be used in supermarkets, homes and other occasions. Shopping malls, corridors, parking lots, factories, warehouses, schools, hospitals, public buildings, subway stations, railway stations, airport terminals, etc.



Technical parameter


Item	ECO-BT16W-1200-D	ECO-BT24W-1200-D
Size(mm)	1170*83*73	
Power	16W	24W
Voltage	AC220~240V,50Hz	
Lumen Efficiency	140lm/W	
Lumen (±10%)	2240lm	3360lm
Sensor	Daylight&Microwave Motion Sensor	
Dimmable	PWM	
Hold on time	10s / 1min / 5min / 30min	
LED Type	SMD 2835	
CCT	3000k & 4000k & 5700k	
Beam Angle	120°	
PF	>0.90	
CRI	Ra>80	
IP Rank	IP20	
Warranty	PC+SPCC	
Material	3 years	
Working Temp	-20~50 C	

LED Manual instruction




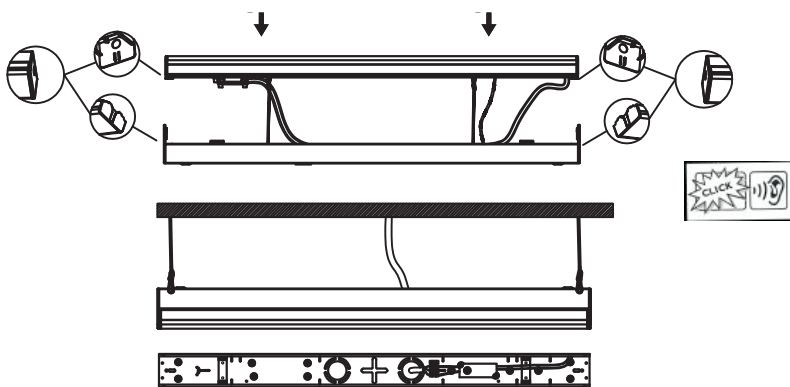
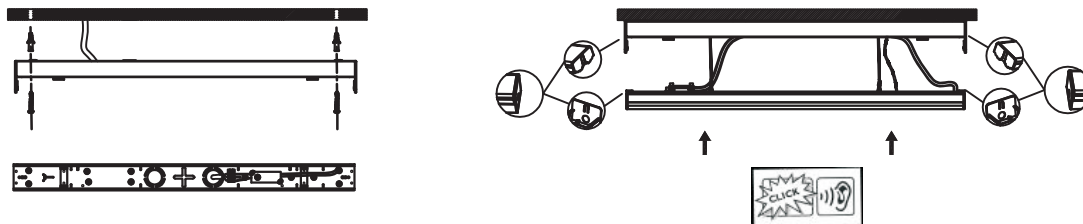
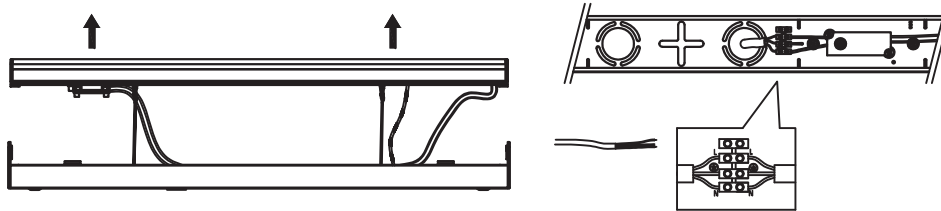
Safety Notice:

- ❶ Installation should be done by registered electricians.
- ❷ Before replacing the driver, please switch off the power supply and wait until it cools down completely.
- ❸ Never touch the working luminaire
- ❹ In any case of malfunction, switch off the power supply immediately, and do not try to repair it yourself.
- ❺ Repairment should only be done by registered electricians or official service agent.



WARNING

Switch off the power supply before installation



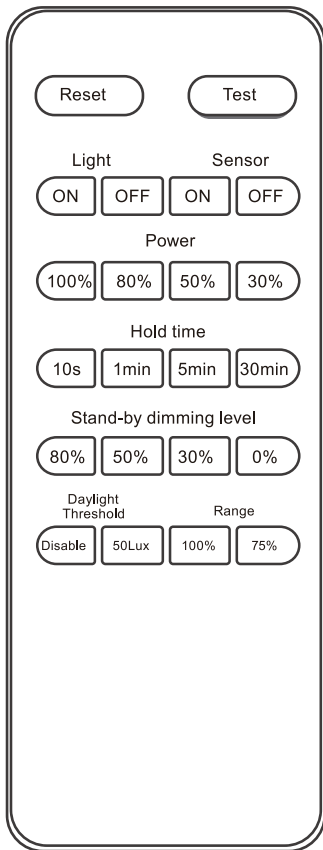
WARNING

Switch off the power supply before installation

Remote Control Instructions

SPECIALLY FOR HD021VCR

Model HD18R



- Reset**

Reset Button
Press the button, the program will be : 100% detection area, 100% power, Holdtime 1MIN, no standby period, daylight disable
- Test**

Test Button
Press the button, the program will be : 100% detection area, 100% power, Holdtime 2S, no standby period, daylight disable
- ON OFF**

Light
Turn ON and OFF the light; Keep light ON for 2S then turn OFF when it's powered again.
- ON OFF**

Sensor
Sensor function ON or OFF; If OFF, the sensor doesn't detect motion.
- 100% 80% 50% 30%**

Power
Dimming Output Options, dim the light to a specific level
- 10s 1min 5min 30min**

Hold time
Holdtime Options in sensor mode
- 80% 50% 30% 0%**

Stand-by dimming level
Standby dimming level options in sensor mode, with default standby period as +∞ infinite; No standby function if preset as 0%.
- Disable 50Lux**

Daylight Threshold
Daylight threshold options in sensor mode
- 100% 75%**

Range
Detection area options in sensor mode, 100% as strongest sensitivity.

Detail



Packing information

N.W(KG)	G.W(KG)	MASTER CARTON(mm)	QTN/CTN
15.69	16.89	1215*240*280	9