



LED UFO High Bay Light-AS

50W/55W/60W/65W



Sensor Optional

motion+daylight sensor
with remote control

Features:

- Cold forging process, high stability
- High lumen efficiency and color rendering
- No flickering, non dazzling, high brightness
- Long life span, 5 year warranty
- OEM available

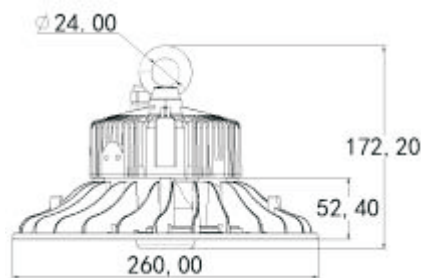


Application

This product is suitable for factories, workshops, warehouse, toll stations, gas stations, stadiums, big supermarket, exhibition hall, commercial building, stadium hall, parking building etc.



Dimension (Unit: mm)



50W/55W/60W/65W

A: Technical Parameter

Item	ECO-H50W-AS	ECO-H55W-AS	ECO-H60W-AS	ECO-H65W-AS
Dimension	φ260X172.2 mm	φ260X172.2 mm	φ260X172.2 mm	φ260X172.2 mm
Voltage	AC200-277V~50/60Hz			
Power	50W	55W	60W	65W
Lumen (±10%)	10500lm	11550lm	12600lm	13650lm
LED Type	SMD3030			
Color Temperature (CCT)	5000K			
Beam Angel	60 ° /90 ° /120 °			
Color Rendering Index(CRI)	Ra>80			
Power Supply Efficiency	>95%			
Luminous Efficiency	210lm/W			
Power Factor (PF)	>0.9			
IP Rank	IP65			
Certificate	C-TICK,SAA,CE,CB			
Material	AL+tempered glass			
N.W	2.63kg			

B: Environmental

Temperature Range Operating	-40°C to 50°C
Humidity Range Operating	10% to 80%
Temperature Range Storage	-25°C to 65°C
Humidity Range Storage	10% to 80%

Installation



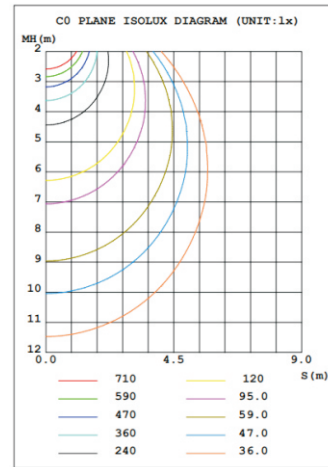
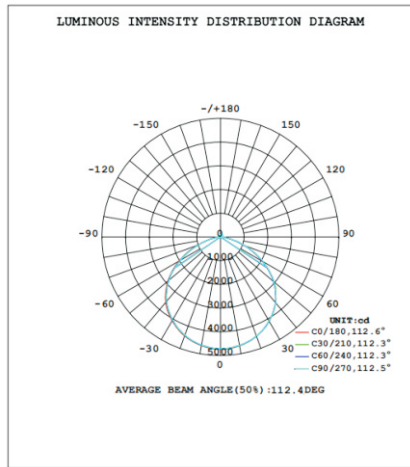
1. Drilling a hole in the ceiling,install a hook.

2. Hanging the fixture.

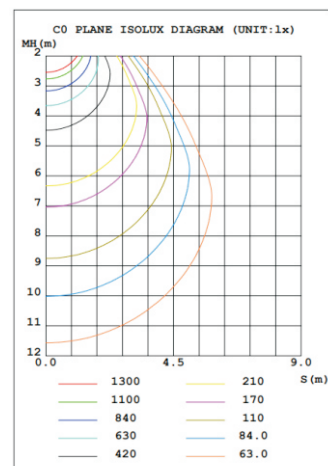
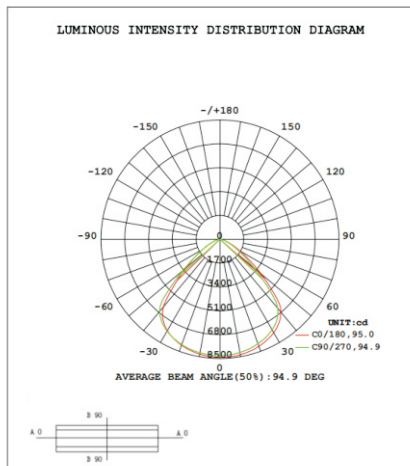
3. Connect the cables.Brown-L,Blue-N,Yellow green-Ground take care of the waterproof processing.

Plane Isolux Curve & Illumination Cone Curve

50W



60W



Packing

MODEL	CTN SIZE	GW	QTY/CTN
ECO-H50/55/60/65W-AS	310X310X162mm	10KG	4PCS

Compliance and Standards

1. Insulation Resistance

The IR shall be at least 50MΩ when apply 500Vdc between primary and secondary

2. Dielectric Strength (Hi-pot)

Input To Output 3750Vac 60Hz 1minute ≤3MA

When AC voltage of 3.75 kV is applied, and the voltage applied to the insulation under test is gradually raised from zero to the prescribed voltage in 1s, and held at that value for 60s between the inputs and output. Between the input and housing, the current sensitivity shall be less than 5mA. After this test, the adapter shall exhibit no electrical and mechanical abnormalities.

3. Leakage Current

The leakage current shall be less than 0.25m A for class II when power supply is operated maximum input voltage and maximum load.

4. Safety Standard

34A-1501NP IEC:60598-1:2008 IEC61347-1/A1:2010 IEC61347-2-13:2006 IEC62031:2008
 IEC62471:2006 IEC62471-2:2009:Passed
 EN60598-1/A11:2009 EN61347-2-13:2006 EN61347-1/A1:2011 EN62031:2008 EN62471:2008
 EN61195:1999 EN62493:2010:Passed

5. EMI/EMS Standard

EN55015:Passed
 EN61000-3-2:Passed
 EN61000-4-2:Passed