


# LED BATTEN LIGHT

18W / 20W / 24W / 36W / 40W / 50W / 54W

CCT Changeable/Sensor



## Certificates



IPART

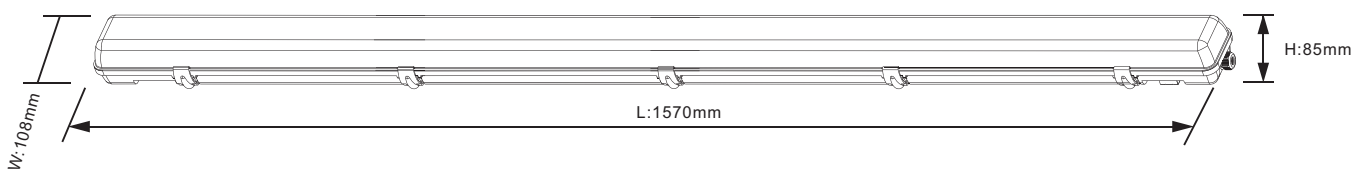
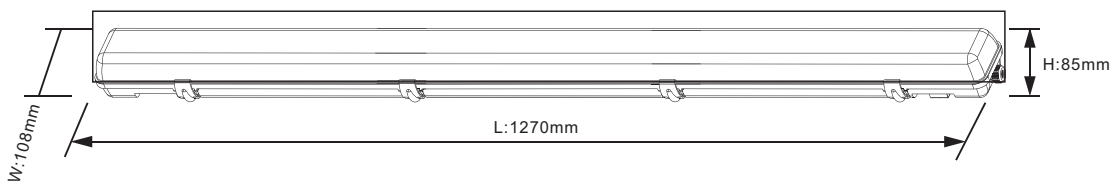
VEET

IP65

## Application



## Dimension (Unit: mm)



## Technical Specification

Item	U-TRI-18MS	U-TRI-20MS
Lumen	2520lm	2800m
Size(mm)	600×120×108mm	1270×108×85mm
Voltage	AC220-240~50/60Hz	
Lumen Efficiency	140lm/W	
LED Type	SMD 2835	
CCT	2700K-6500K	
Beam Angle	120°	
PF	>0.9	
CRI	Ra>80	
IP Rank	IP65	
Material	AL+PC	

Item	U-TRI-24MS	U-TRI-36MS	U-TRI-40MS	U-TRI-50MS	U-TRI-54MS
Lumen	3360lm	5040lm	5600lm	7000lm	7560lm
Size(mm)	1270×108×85mm	1270×108×85mm	1270×108×85mm	1570×108×85mm	1570×108×85mm
Voltage	AC220-240~50/60Hz				
Lumen Efficiency	140lm/W				
LED Type	SMD 2835				
CCT	2700K-6500K				
Beam Angle	120°				
PF	>0.9				
CRI	Ra>80				
IP Rank	IP65				
Material	AL+PC				

## Transport packing

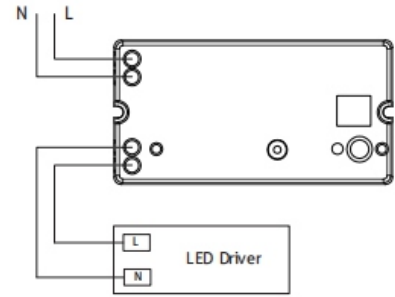

Item	U-TRI-18MS	U-TRI-36MS	U-TRI-50MS
Box Size	63.2*24.5*24.5	133*24.4*29	163*24.4*29
G.W.	6.5kg	12.6kg	16.4kg
QTY/Box	9pcs	6pcs	6pcs



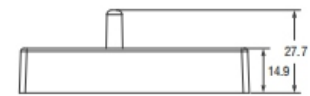
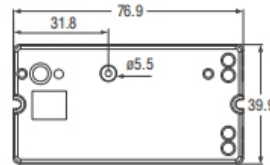
HD011S DIP switches on front



HD011S 1 DIP switches on back



Wiring diagram



Unit:mm



**RED** **CE**



On/off control



Daylight sensor



Detection area

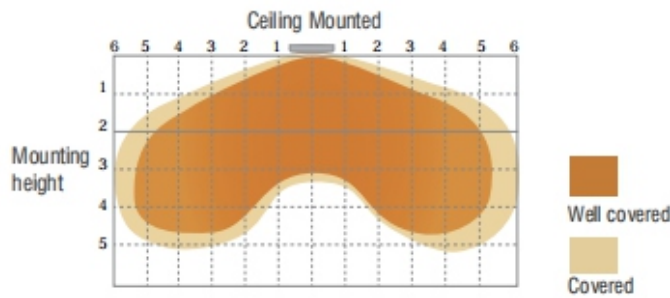


Hold time

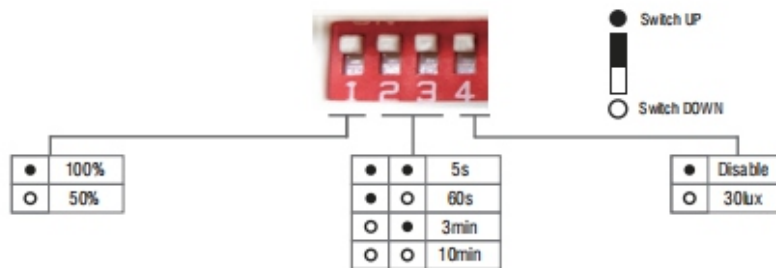
**01** Technical data

Operating voltage	220~240 VAC 50/60Hz
Switching capacity	Max.100W
Stand-by power	0.5W
Detection area	50%/100%
Hold time	5s/60s/3min/10min
Daylight threshold	30Lux/Disable
Microwave frequency	5.8GHz±75MHz
Microwave power	<0.3mW
Interfaces	4-pole pluggable clamp terminal(L,N,N,L) for 0.75-1.5mm <sup>2</sup> cable
Mounting height	2.5-4.5m(ceiling mounted)
Detection range	Max.ø12m(ceiling mounted)
Detection angle	30°-150°
Operating temperature	-25°C~+60°C
IP rating	IP20

02 Detection coverage



03 Settings



Detection area

Detection area means detection coverage. It can be adjusted by combining DIP switches for specific application.

Hold-time

Hold-time means the time period the light will be ON after the last detection.

Daylight threshold

Daylight sensor prior to motion sensor. Set threshold for specific needs. If Disable, only motion sensor works.

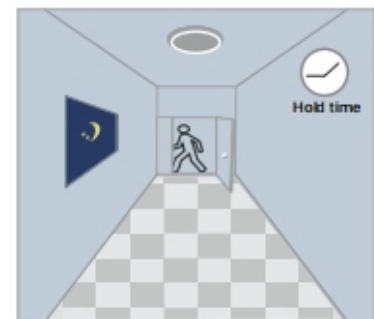
04 Application Function Demo-On/off control



With sufficient daylight, even when motion detected, light remains OFF.



With insufficient daylight, when motion detected, light ON.



After the last detection and the present hold time elapsed, light OFF.