


LED String Lights

65W / 130W / 150W / 300W / 600W



Key Features

1. Portable and flexible:

- Portable design, each lamp comes with a hook, optional strong magnet, making the lamp easier to place in the ideal environment for use, easy to install, simple to use, more flexible than single-head work lights, can arrange light distribution on site, to avoid lumens concentration in a small area.
- The lamp comes with a series socket, which can connect multiple groups of lamps in series (up to 10~20 series of lamps can be connected together) to achieve a wider lighting area.
- Each lamp can be quickly disassembled, even if the lamp is damaged, it can be quickly replaced without replacing the main line, and the maintenance is convenient.

2. Cost-effective:

- Compared to traditional incandescent bulbs, string LED energy efficient work lights can dramatically reduce electricity bills by 95%. A long life of 50,000 hours reduces maintenance costs for frequent lamp replacements.

3. Waterproof and anti-drop:

- The industrial-grade professional string lights are made of pc material shell, which is sturdy and durable, the lamps are not easy to break even if they are hit, and even if a single lamp is damaged, it will not affect other lighting lamps.
- The IK08 is impact-resistant, vibration and rough handling will not easily damage the luminaire, eliminating the need for a traditional lampshade to protect the luminaire.
- The whole lamp adopts a simple, reliable and mature fully enclosed waterproof design. Through actual measurement, the whole lamp can reach IP65 waterproof and dustproof grade, and can adapt to harsh environments such as rain, snow and humidity.

4. Wide range of applications:

Widely used in construction sites, garages, containers, workshops, warehouses, construction sites, tunnels, underground mining plants, basements, temporary lighting and other places



Lamps can be connected in series



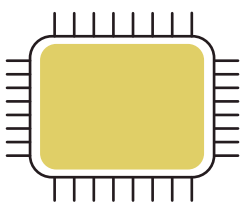
High temperature resistance



Waterproof and dustproof



Easy to install



Bright LED lamp beads



High CRI Ra > 80
The light is soft and not dazzling

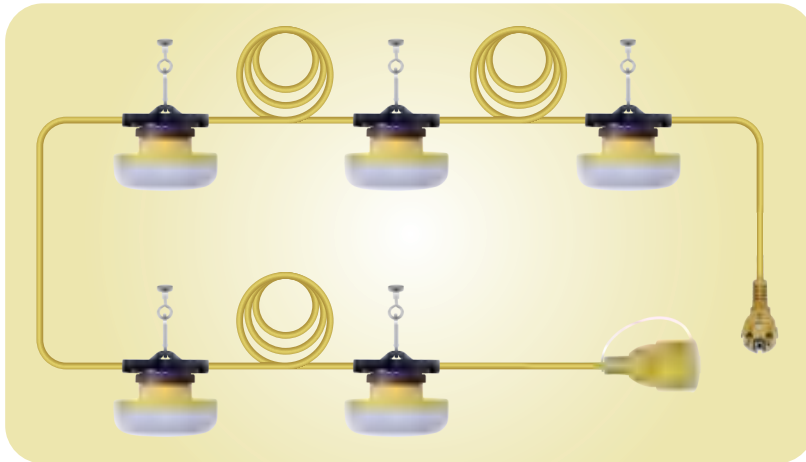


Support special customization



Rugged and durable

Product Specifications



5 serial connection work lights

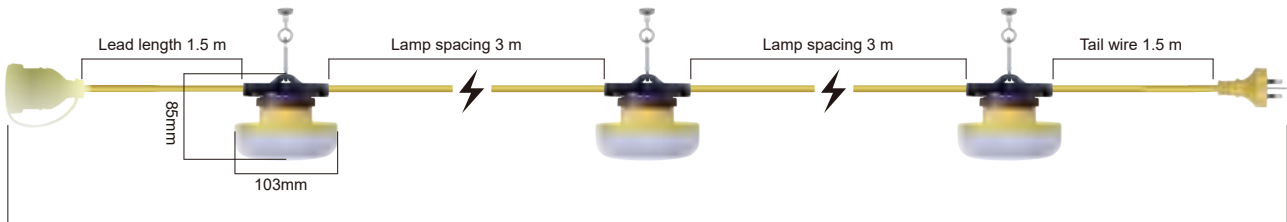
Total Length: 15m (5 lamps)

Power: 65W (5 x 13W LED)

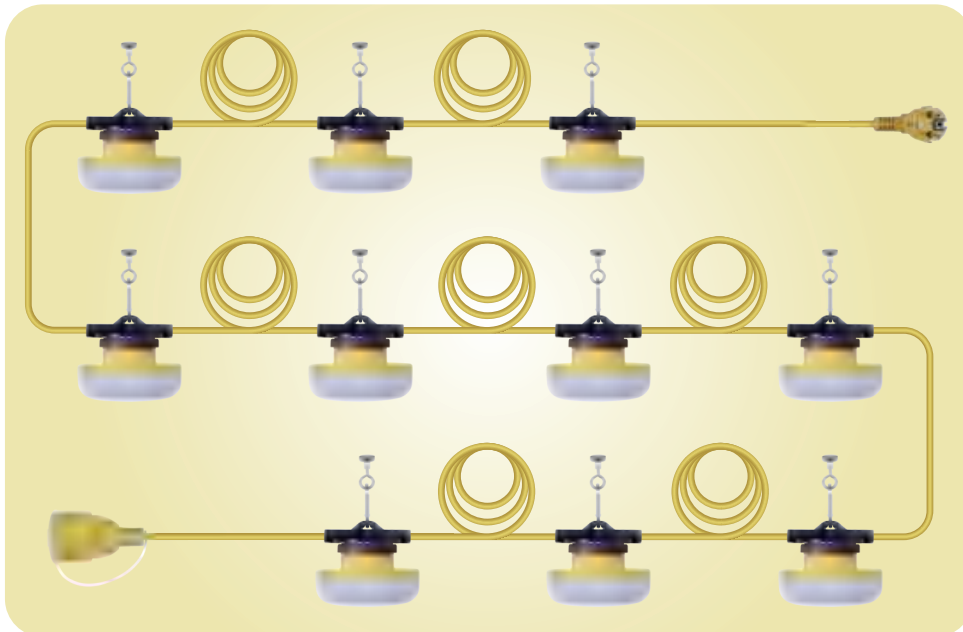
Light Efficiency: 120Lm/W

Light Flux: 8000Lm

Max number of strings: 8 Strings



Total length 15m, line thickness 6mm, 5 lamps



10 serial connection work lights

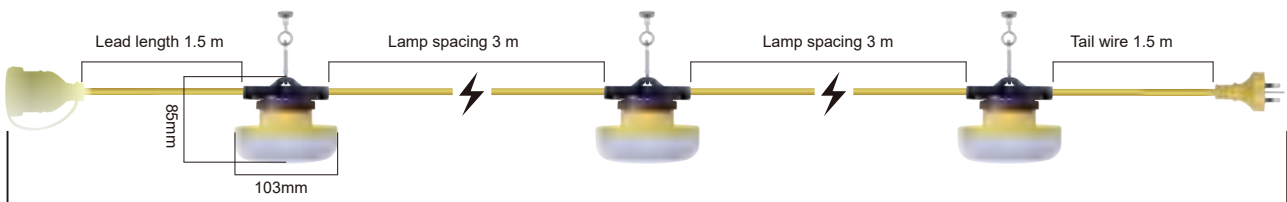
Total length: 30m (10 lamps)

Power: 130W (10 x 13W LED)

Light Efficiency: 120Lm/W

Light Flux: 16000Lm

Max number of strings: 4 Strings



Total length 30 m, line thickness 6mm, 10 lamps

Product Features



European standard industrial three-level plug, interface, cable

The lamp adopts European standard three plugs, which conform to the standard of household appliances.

Pure copper cable, soft and easy to care for, fire retardant, high pressure resistance.



Aluminum alloy hook

Each lamp is equipped with aluminum alloy hooks, which can be placed according to the needs of the environment, and the lamps can be fixed to achieve an ideal lighting environment.

Optional strong magnet, which can be directly adsorbed under the metal, is conducive to better light distribution of the lamps.



Thickened PC material lamp body

The whole lamp is made of anti-drop grade pc environmental protection material. After actual testing, it can reach the IK08 impact resistance level. Even if it is dropped from a high altitude, it will not easily damage the lamp.

Product parameters

| Specification | UL-WSL-65W | UL-WSL-130W |
|-----------------------|------------------------|-------------|
| Power | 65W | 130W |
| Input voltage | AC100-AC240V | |
| Driver | DOB | |
| Beam angle | 120° | |
| Protection class | IP65&IK08 | |
| LED chips | SMD2835 | |
| CRI | Ra>80 | |
| CCT | 5000K | |
| Light efficiency | 100-120Lm/W | |
| Lamp body material | PC | |
| Operating temperature | - 20°C~45°C.20%~90% RH | |
| Storage temperature | - 20°C~70°C.10%~90% RH | |
| Warranty | 3 years | |

Product parameters

| Specification | UL-WSL-150W | UL-WSL-300W | UL-WSL-600W |
|-----------------------|------------------------|-------------|-------------|
| Power | 150W | 300W | 600W |
| Input voltage | AC100-AC240V | | |
| Driver | DOB | | |
| Beam angle | 120° | | |
| Protection class | IP65&IK08 | | |
| LED chips | SMD2835 | | |
| CRI | Ra>80 | | |
| CCT | 5000K | | |
| Light efficiency | 100-120Lm/W | | |
| Lamp body material | PC | | |
| Operating temperature | - 20°C~45°C.20%~90% RH | | |
| Storage temperature | - 20°C~70°C.10%~90% RH | | |
| Warranty | 3 years | | |

Installation diagram



Magnetic installation:

- 1). Each lamp can be equipped with a powerful magnet, which can be directly adsorbed under the metal surface (as shown in the picture above).
- 2). The lights can be powered on after the arrangement is completed to prevent accidental electric shock!

Hook Installation:



Punch holes for holes

Drawn wire

Fix wire

Hang in lamps

- 1). Each lamp is equipped with a hook, and the lamp can be directly hung on the arranged wire line (as shown in the above picture).
- 2). The lights can be powered on after the arrangement is completed to prevent accidental electric shock!

Application scenarios

Widely used in construction sites, garages, containers, workshops, warehouses, construction sites, tunnels, underground mining plants, basements, temporary lighting and other places

